


Planning and management

Duration: 14 hours

Trainer:



enterschoolmind



The European Commission's support for the production of this publication does not constitute an endorsement of the contents, which reflect the views only of the authors, and the Commission cannot be held responsible for any use which may be made of the information contained therein.



enterschoolmind



Co-funded by the
Erasmus+ Programme
of the European Union

Project Coordinator:



MMC Mediterranean
Management Centre

<http://www.cycert.org.cy/index.php/el/>

Project partners

RINOVA
innovate, create & regenerate

<http://dim-ap-varnavas-lef.schools.ac.cy/>

15billionebp

www.rinova.co.uk



<https://15billionebp.org/>

FH | JOANNEUM
University of Applied Sciences

www.dimitra.gr

GRUPPO 4

<https://blogs.sch.gr/4dimtyrnavlar/>

<https://www.fh-joanneum.at/>

<https://www.gruppo4.com/>



enterschoolmind

Training Rules

- ▶ Mobile Phones
- ▶ Smoking
- ▶ Breaks
- ▶ Other



Participation

Respect

Express your opinion



enterschoolmind

Learning Outcomes



21. LIST TIME MANAGEMENT TECHNIQUES (SMART GOALS, EISENHOWER MATRIX, GANTT CHART,) THAT CAN BE USED BY THE PUPILS TO IMPROVE THEIR TIME MANAGEMENT SKILLS

22. DEFINE PRIORITIES BY USING SMART GOALS, THE EISENHOWER MATRIX, GANTT CHART, COVEY'S THEORY OF SUCCESSFUL PEOPLE, PERSONAL PLANNING)

23. SET SHORT AND LONG TERM GOALS, PRIORITIZE AND TEACH THE PUPILS DO SO AS WELL BY EFFECTIVELY GUIDING AND MONITOR THEIR PLANNED ACTIVITIES.

24. DEVELOP PUPILS SKILLS IN ORDER FOR THEM TO BE ABLE TO PLAN AND MANAGE THEIR TIME INDEPENDENTLY.

25. INSPIRE PUPILS TO STAY FOCUSED AND ACHIEVE THEIR GOALS.

Planning and management

Prioritize, organize and follow-up

- Set long-, medium- and short-term goals
- Define priorities and action plans
- Adapt to unforeseen changes



Planning and management

MANAGEMENT IS THE ACT OF ENGAGING WITH AN ORGANIZATION'S HUMAN TALENT AND ITS RESOURCES TO ACCOMPLISH DESIRED GOALS AND OBJECTIVES.-

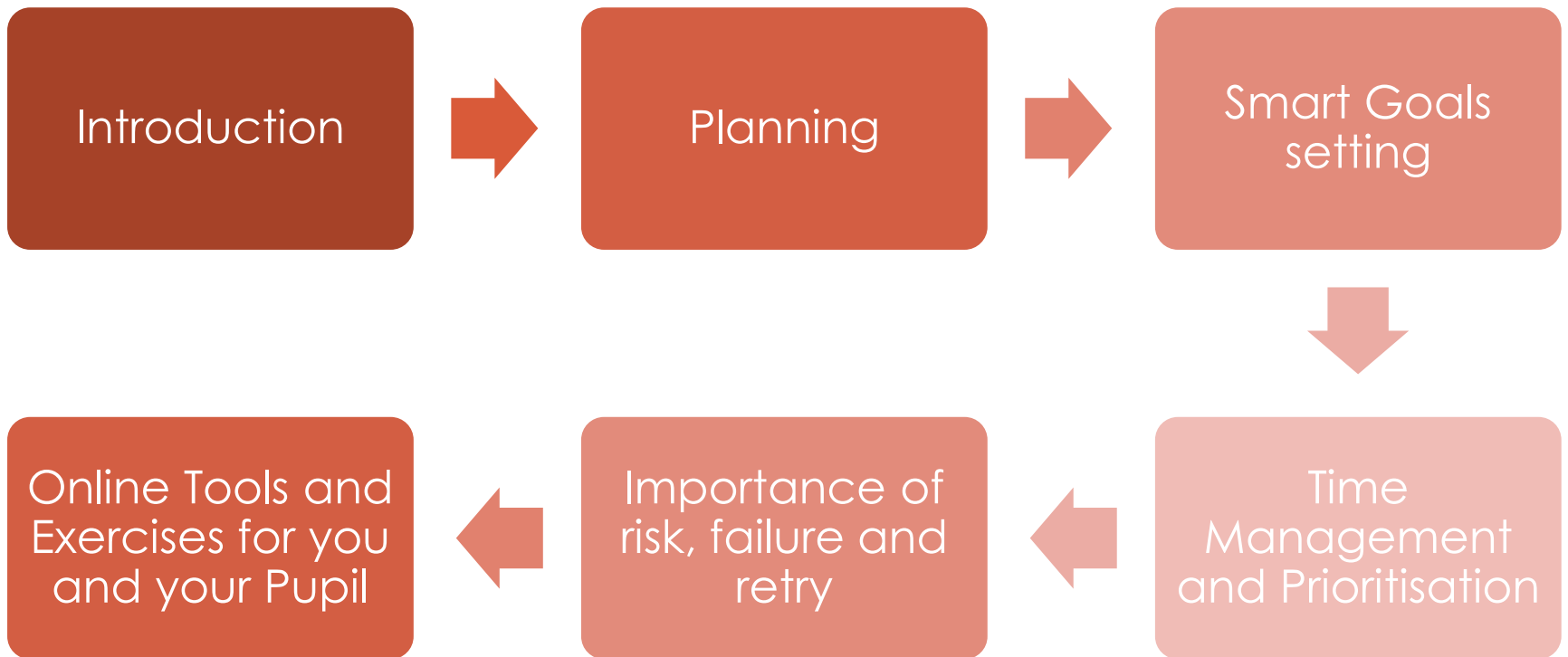
MARY PARKER FOLLETT
DEFINED MANAGEMENT AS
"THE ART OF GETTING THINGS
DONE THROUGH PEOPLE."

PLANNING IS DECIDING IN ADVANCE WHAT TO DO, HOW TO DO AND WHO IS TO DO IT. PLANNING BRIDGES THE GAP BETWEEN WHERE WE ARE TO, WHERE WE WANT TO GO. IT MAKES POSSIBLE THINGS TO OCCUR WHICH WOULD NOT OTHERWISE OCCUR -

KOONTZ & O'DONELL



Training roadmap



Introduction to planning and management



- ▶ “Without goals and plans to reach them, you are like a ship that has set sail with no destination.” — Fitzhugh Dodson, American clinical psychologist, lecturer and educator here content



Introduction to planning and management



- ▶ You will have a higher rate of success if you plan carefully, are disciplined and organized, both in your personal and in your professional life.
- ▶ Planning is a disciplined thought process, which: develops decisions and actions in areas of life that are important to you guides **how**, **when** and **why** you do the activities.



Why is it important to make plans?

9-reasons

A plan:

1. Will clarify the goals that you want to achieve.
2. Will help you identify and work towards your core values, beliefs and aspirations.
3. Will help you diagnose your current situation. What are the current realities of your life? What is missing? What do you want in each major category of your life?
4. Will enable you to design the steps to achieve your goals. You will have a clear map to arrive at your desired destination.



Why is it important to make plans?

9-reasons

5. Will help you set priorities: What is important? What is urgent? This way, you will not get distracted. You will make the decisions that best suit your future.
6. Will boost your confidence and reduce fear, anxiety, doubt.
7. Will empower you to remain focused. In the absence of a plan, the day-to-day work will get priority and the strategic projects will be neglected.
8. Will help meet deadlines. You will be more efficient as a result.
9. Will help you measure success. You will be able to track the work to be done, the progress, and even potential issues.



How to make plans?



- ▶ Start with the end. Identify the end goal.
- ▶ Break down your goals into sub-goals.
- ▶ Determine Specific Tasks.
- ▶ Group tasks together. Prioritize and Sequence Tasks.



How to make plans?



- ▶ Set realistic timetables.
- ▶ Make adjustments
- ▶ Focus on the big picture



Exercise – Let's make a plan

- ▶ Your pupils are going to want to take a one week educational trip to Paris

PLAN IT !!!

Keep in mind that you need to take into consideration the time until the trip starts



SMART goals



- ▶ **S**pecific
- ▶ **M**easurable
- ▶ **A**ttainable
- ▶ **R**elevant
- ▶ **T**imely



SMART goals

Ask yourself the following questions:

- ▶ What do I want to achieve?
- ▶ How do I want to achieve it?
- ▶ When do I want to achieve it?
- ▶ With whom do I want to work?
- ▶ What are the conditions and limitations?
- ▶ Why exactly do I want to reach this goal? Are there alternative ways to achieve it?



Discussion

STEP 2

PLAN SPECIFIC TASKS FOR EACH DAY



SMART Goals

Setting **S M A R T** Goals

The research shows that specific and challenging goals lead to better performance (Locke, 1968). In this lesson we will be working on designing a plan and creating SMART goals to help us achieve a healthier lifestyle.



You goal should be as specific as possible and answer the questions: **What** is your goal? **How** often or how much? **Where** will it take place?



How will you measure your goal? Measurement will give you **specific feedback** and hold you accountable.



Goals should push you, but it is important that they are **achievable**. Are your goals attainable?



Is your **goal and timeframe realistic** for the goal you have established?



Do you have a **timeframe** listed in your SMART goal? This helps you be **accountable** and helps in **motivation**.



Example of SMART goals

S

Not Specific: I want to make good grades.

Specific: I want to have a 93 average in science by May 27, 2007.

M

Not Measurable: I want to make a lot of free throws.

Measurable: I want to make 9 out of 10 free throw in tonight's game.

A

Not Attainable: I will make 200 free throws in tonight's game.

Attainable: I want to learn 30 new vocabulary words in the 2nd quarter.

R

Unrelevant: I will dance around for 20 minutes to be a better reader.

Relevant: I will read for 25 minutes per night for 1 month to build my reading time.

T

No time: I want to learn to play the piano.

Time: I want to learn to play "Twinkle, Twinkle, Little Star" by June 3rd.



Exercise – My SMART Goal

- ▶ Are your goals SMART ?

Let's find out !!!!

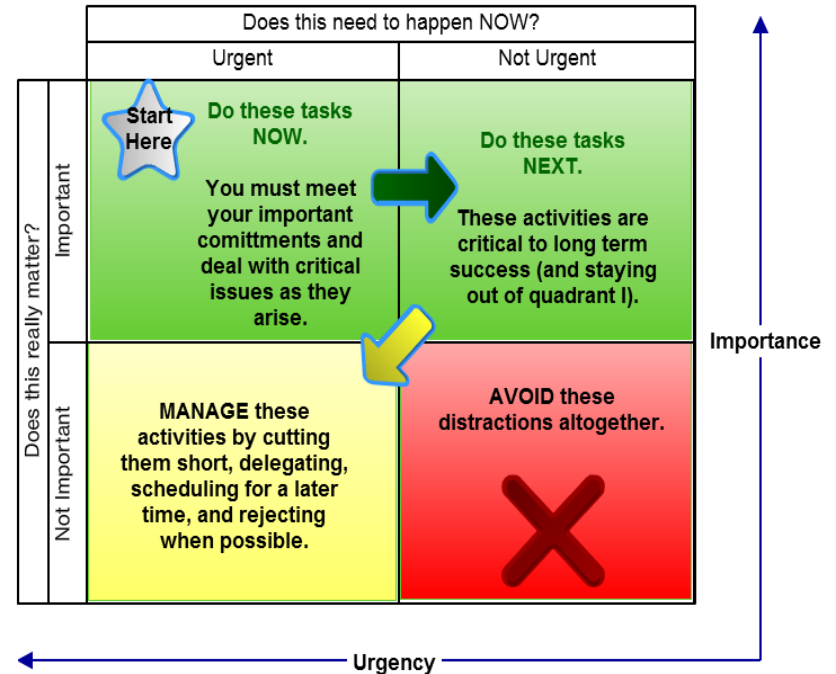


Time management and prioritisation

Eisenhower Matrix

	URGENT	NOT URGENT
IMPORTANT	Quadrant I: Urgent & Important	Quadrant II: Not Urgent & Important
NOT IMPORTANT	Quadrant III: Urgent & Not Important	Quadrant IV: Not Urgent & Not Important

source: Stephen Covey, *7 Habits of Highly Effective People*



Eisenhower Matrix Example

Urgent - Important (Do it first and your self)

- Finish a school project
- Respond to parents emails
- Pick your sick kid from soccer practice

Important - Not Urgent (Schedule it to do after you are done with Urgent and Important)

- Professional Development
- Networking
- Bonding activities with students

Not important- Urgent (Delegate it, might be urgent but others can do it for you)

- Upload posts to your teacher Vlog
- Prepare meals for the next day

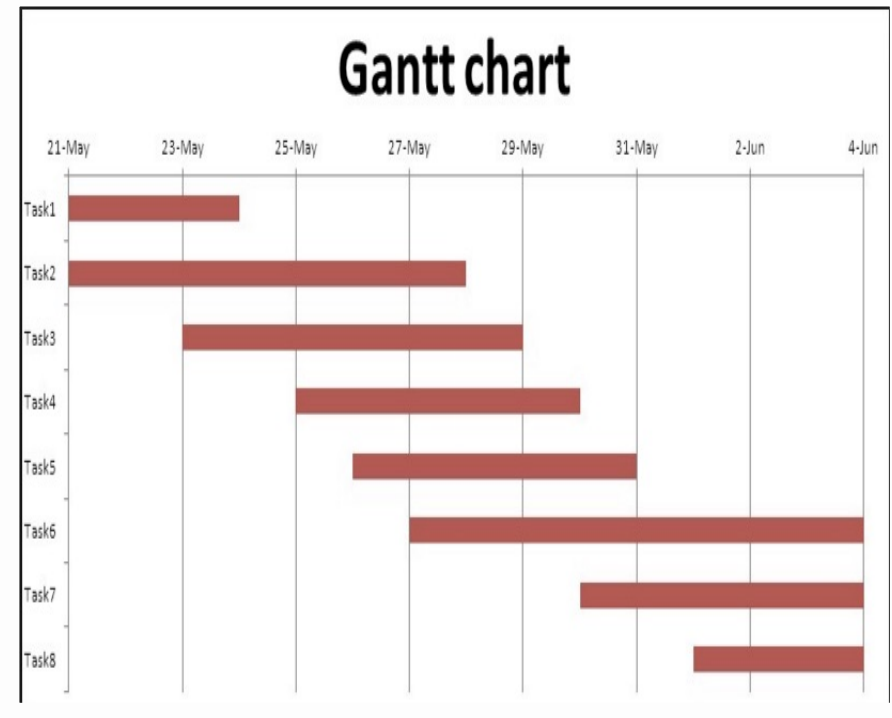
Not Urgent – Not Important (Delete it or do it last when you have time)

- Gossip
- Update Social Media
- Play video games



What is a GANTT chart

- Named after American engineer Henry GANTT
- **Graphical Display** of a project timeline
- **Total duration** of the project



What is **in** a GANTT chart?

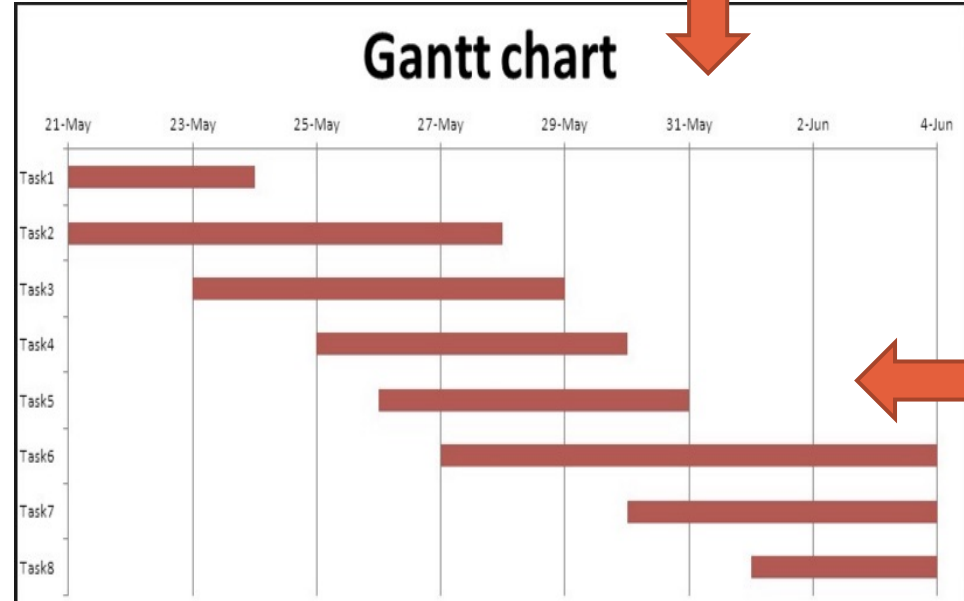
Lines : Activities - Tasks

Which are important to complete your plan-project and usually are presented in a chronological order

Rows: Time

Remember: You can find many templates

online that can be adjusted to your needs



Filling in a GANTT chart

Use various colors in order to :

- Differentiate among the various activity groups
- Immediately understand what is important and what not
- Get yours (and others) attention



Your GANTT chart

In teams of four complete a GANTT chart in order to go through with a school play for rising awareness on environmental issues.

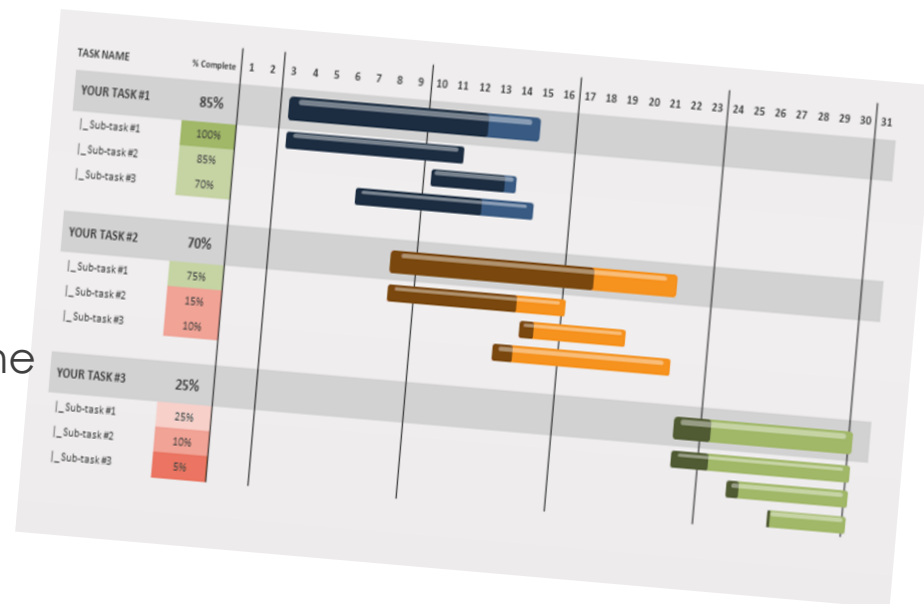
Steps :

1. Make a list all activities that they have to complete in order to present a school play.
2. Insert those Activities to the GANTT chart and decide how much time do you need to complete those.
3. Present your GANTT charts to the team



Very important

- ▶ It is adjust to each different plan/project as:
 - Not everything has the same starting point
 - There might be a specific deadline to achieve your goal or you can adjust it
 - It can be affected by external factors
- ▶ Readjustment in case that there are new factors or delays



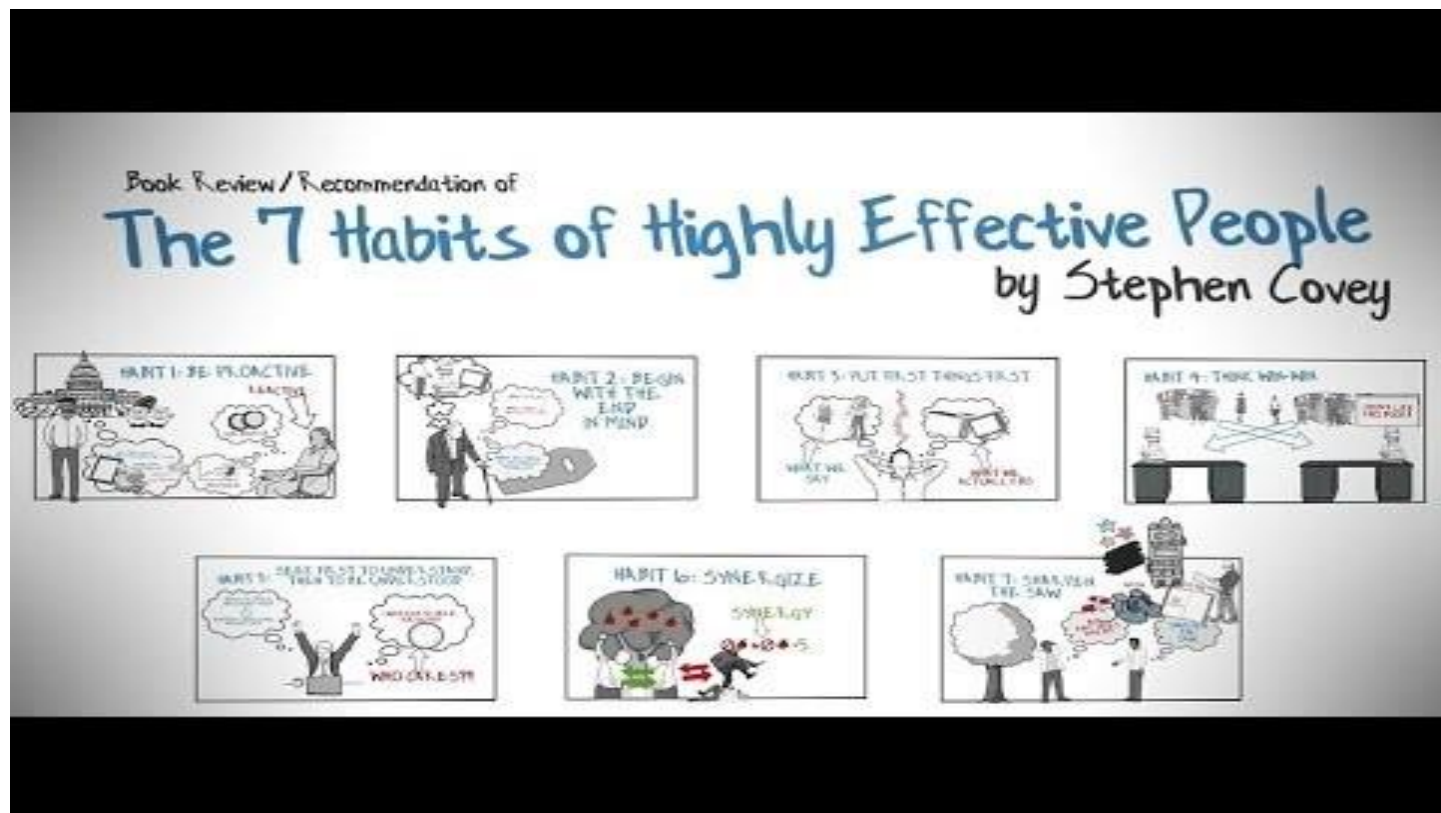
Case Study

Help Katerina achieve her goals!!!



enterschoolmind

Successful People



7 Habits of Highly Effective People

- ▶ Be Proactive
- ▶ Begin with the End in Mind
- ▶ Put First Things First
- ▶ Think Win-Win
- ▶ Seek First to Understand, Then to Be Understood
- ▶ Synergize
- ▶ Sharpen the Saw



Exercise

- ▶ What do you have to work on ?
- ▶ Write down and present us with an example of something that you are going to do differently after seeing this



Personal Development Planning

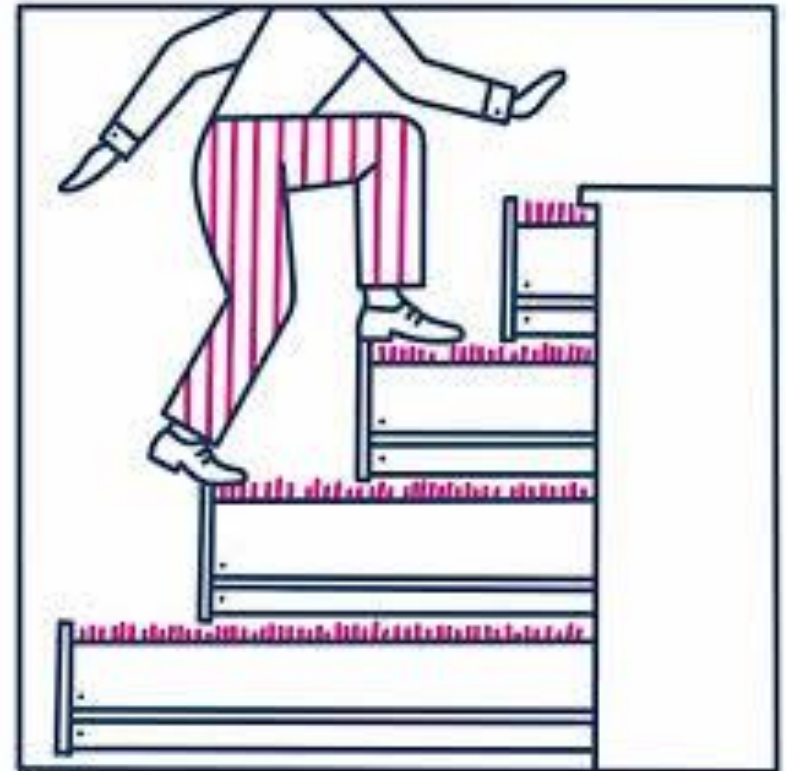


- ▶ Personal planning happens when an individual assigned responsibility for an outcome develops an individual plan to complete that work
- ▶ Personal development planning is the process of creating an action plan based on awareness, values, reflection, goal-setting and planning for personal development within the context of a career, education, relationship or for self-improvement



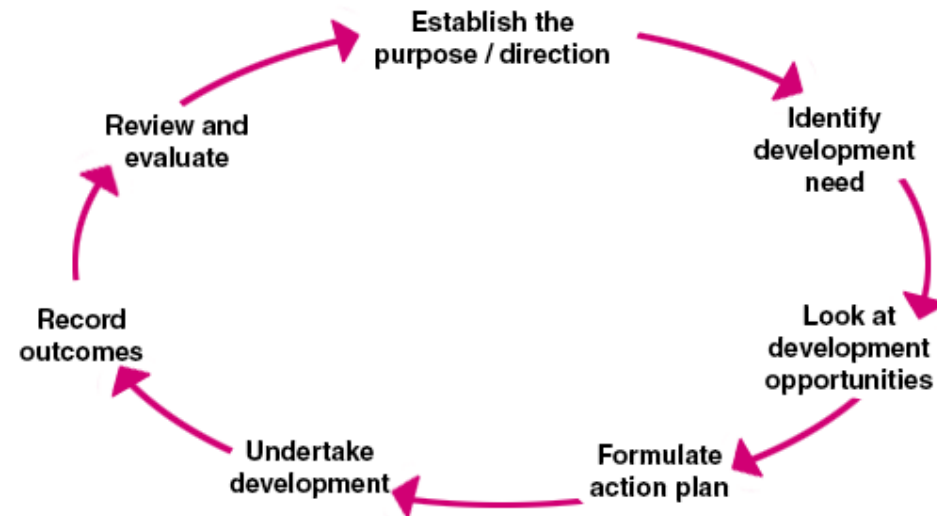
Importance of personal development

- ▶ It provides a framework that will make individuals to identify their strengths and weaknesses and guide to capitalize existing skills and capabilities.
- ▶ Development is a progressive process one's life. It is not stopped as long as there is a desire for it and need for it.



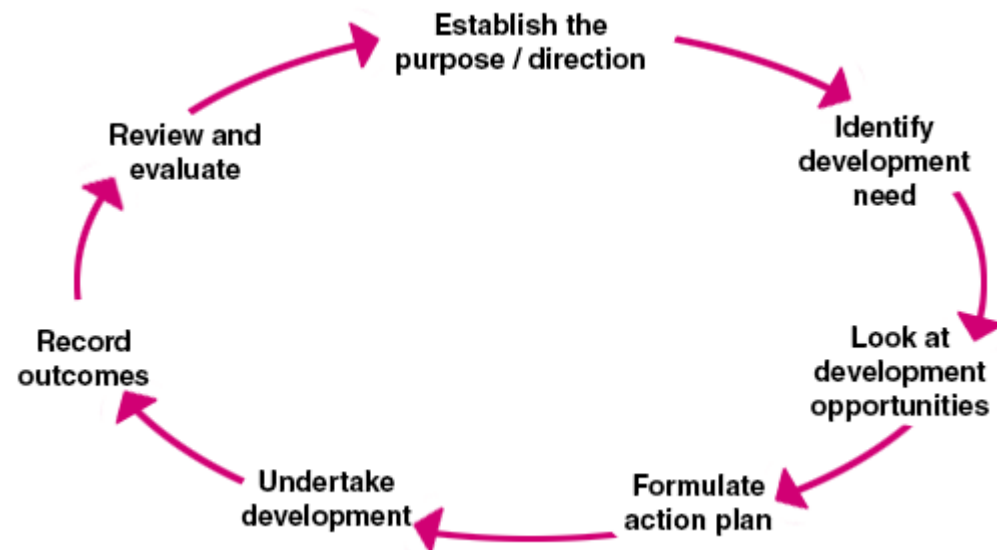
Personal Development Planning

1. Establish your purpose or direction
2. Identify development needs
3. Identify learning opportunities
4. Formulate an action plan
5. Undertake the development
6. Record the outcomes
7. Evaluate and review



Benefits of Planning your life

- ▶ Self Awareness
- ▶ Sense of direction
- ▶ Improved focus and effectiveness
- ▶ More motivation
- ▶ Greater resilience
- ▶ More fulfilling relationships



Individual Exercise

- ▶ Develop your personal development plan for the proceeding years
 - Read the example
 - Prepare your own
 - Present and reflect



Online tools

- ▶ Roadmap Planner – one user unlimited projects
- ▶ Wizeline – limited to three roadmaps
- ▶ Bitrix24 – limited to one project
- ▶ TeamGantt – limited to one project
- ▶ Open Project – Linux OpenSource
- ▶ Parallel – limited to one user and one project
- ▶ Productific - lean roadmap tool for indie makers
- ▶ Draft.io - free plan limited to 500 objects





Role play

Be the pupil

Exercise

- ▶ Choose your topic and develop exercises for your students
 - SMART Goals
 - Personal Planning
 - GANTT Chart
 - Coveys characteristics of successful people.
- ▶ Present it to all
- ▶ Reflect – receive feedback
- ▶ Revise and finalise



Suggestions for Self-directed learning



N	Title and Reference	Attachment (if applicable)
1	Develop pupils that work at independently	https://www.wabisabilearning.com/blog/10-ways-foster-independent-thinking-skills
2	Students set their goals	http://greatexpectations.org/resources/practices/practice-one/vision-goals-self-reflection/lessons-and-strategies-for-goal-setting-elementary/
3	Smart goals for Students	https://www.whatihavelearnedteaching.com/student-goal-setting-in-elementary/
4	Train youth for change	https://aflateen.org/about/
5	Teaching management skills to primary school students	https://flintobox.com/blog/child-development/teach-kids-time-management-skills

Group discussion – Reflection upon learning

- ▶ What do you think about what you have learned ?
- ▶ What more would you like to add to those topics?
- ▶ How will you use it ?
- ▶ Do you have any school classes in mind that this could be introduced?



Management techniques such as SMART goals, Eisenhower Matrix, Gantt Chart can help you and your students improve your skills and succeed your goals

Defining priorities is very important for both being on time with activities and having time for your self

Setting short and long terms goals will help you with your priorities and time management

Planning and management is essential not only for work but for several aspects of life



Key Points

